



# Mainsail Measurement Form

Name:  Boat Name:

Tel:  Boat Type:

Email:

## Mast and Boom Dims

P : Maximum Luff Length

E : Maximum Foot Length

H : Mast Crane Clearance Width

C : Backstay to end of Boom

D : End of Boom to Black Band/Clew

X : Tack Set Back from Mast

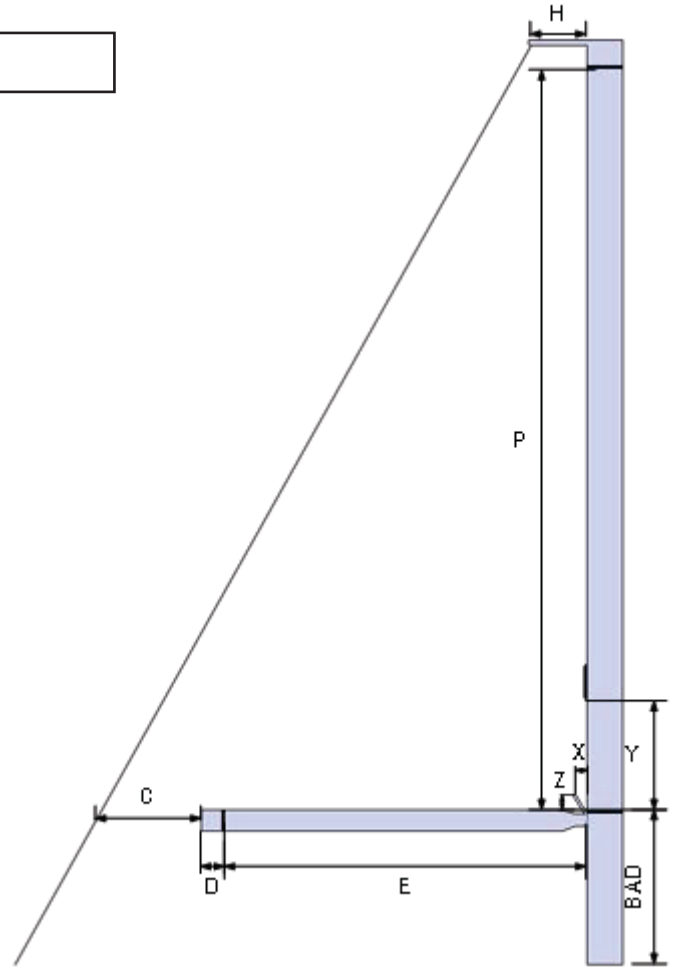
Y : Mast Gate Entry From Boom Top

Z : Tack Set Up from Boom

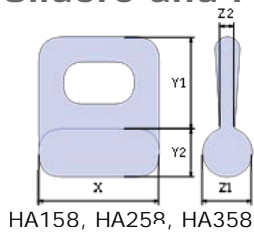
BAD : Top of Boom down to Mast Foot

Luff Rope Diameter (if no slides) :

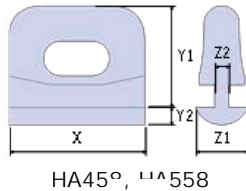
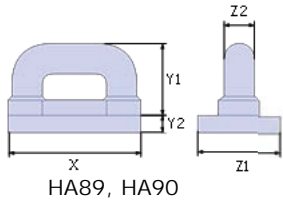
Foot Rope Diameter (if not loose) :



## Sliders and Mast Bend/Rake



Please tell us  
if none of these  
sliders match



Number	Other #	X mm	Y1 mm	Z1 mm	Z2 mm	Y2 mm	Select
HA158	A016	22	29	8	3	9	<input type="checkbox"/>
HA258	A017	50	40	14	3	11	<input type="checkbox"/>
HA358	A018	22	30	12	3	12	<input type="checkbox"/>
HA89	A007	32	21	15	7	4	<input type="checkbox"/>
HA90	A008	35	23	18	9	4	<input type="checkbox"/>
HA91	A009	39	25	21	8	5	<input type="checkbox"/>
HA458	A014	35	29	13.8	4	6	<input type="checkbox"/>
HA558	A013	25	22	10.5	4	3	<input type="checkbox"/>



Mast Has Fixed Backstay?

Pre-Bend @ 75%  Max Bend @ 75%

Pre-Bend @ 50%  Max Bend @ 50%

Pre-Bend @ 25%  Max Bend @ 25%